


LED LAMP

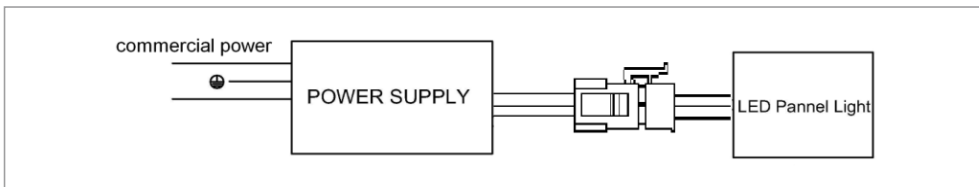
E5 SERIES

PANEL LIGHT

www.aigostar.com



◆INSTALLATION DIAGRAM



Fitting



The first way it is installed



The second way it is installed



product code Model

178598 PI01 FITTINGS

Size

PL01 32W :595X595X11MM
 PL01 40W :595X595X10MM
 PL02 13W :295X295X10MM



V	220-240V	On/Off Cycles	≥20,000
	40000H		120°
Ra	≥ 80	Hg	<0.1%
PF	> 0.9	EEI	A+
IP	20		optimal Ta=-20°~40°

DAY LIGHT **6000K**

NATURAL WHITE **4000K**

PACKING 1pc/colour box

product code	Model	K	W	LM	mA	Chip QTY	PCS CTN	kWh/1000h	Certification
175399	E5 PL01 32W	6000K	32	2700	700	156	5	32	CE, CB, SGS-GS
175405	E5 PL01 40W	6000K	40	3350	1050	192	5	40	CE, CB, SGS-GS
178604	E5 PL01 40W	4000K	40	3350	1050	192	5	40	CE, CB, SGS-GS
182014	E5 PL02 13W	6000K	13	1000	700	60	10	13	CE, CB, GS
182519	E5 PL02 13W	4000K	13	1000	700	60	10	13	CE, CB, GS

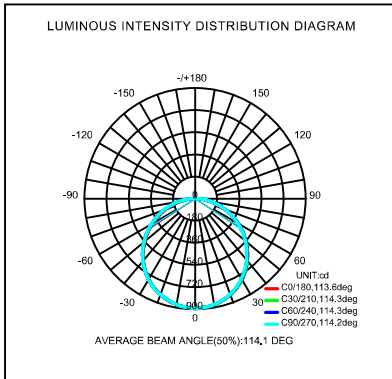


warning

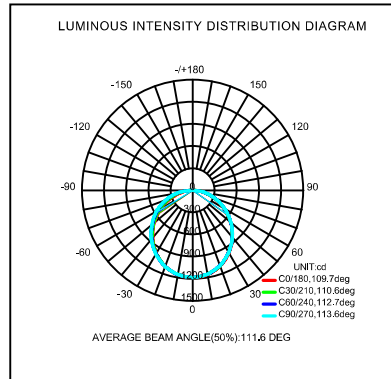
- ◆Power should be cut off before installation, maintenance or inspection.
- ◆Please install and use the light strictly according to the instruction.
- ◆Do not disassemble or remold the product at will to avoid accident of electric shock or light falling.

SPECTRUM >>>

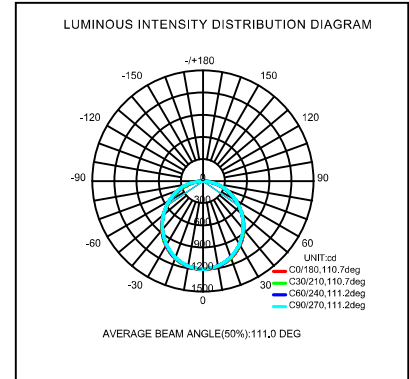
E5 PL01 32W 6000K



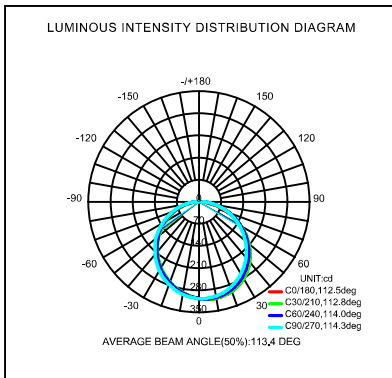
E5 PL01 40W 6000K



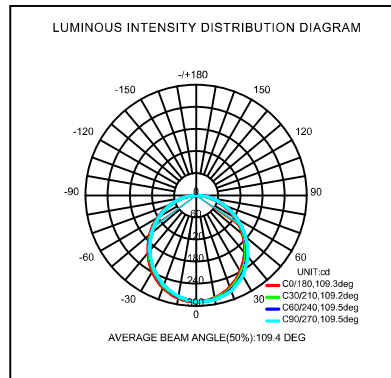
E5 PL01 40W 4000K



E5 PL02 13W 6000K



E5 PL02 13W 4000K



warning

- Power should be cut off before installation, maintenance or inspection.
- Please install and use the light strictly according to the instruction.
- Do not disassemble or remold the product at will to avoid accident of electric shock or light falling.